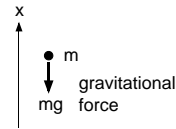


Analytical Mechanics

Shinichi Hirai

Dept. Robotics, Ritsumeikan Univ.

Free fall of a mass (Newton mechanics)



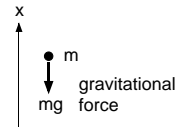
Newton mechanics

linear momentum $p = mv$

Newton's eq. of motion $\frac{dp}{dt} = -mg$

differential equation $m\dot{v} = -mg$

Free fall of a mass (Lagrange mechanics)



Lagrange mechanics

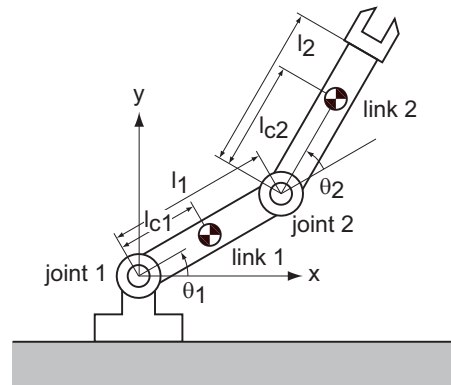
kinetic energy $T = \frac{1}{2}mv^2$

potential energy $U = mgx$

Lagrangian $\mathcal{L} = T - U = \frac{1}{2}mv^2 - mgx$

Lagrange eq. of motion $\frac{\partial \mathcal{L}}{\partial x} - \frac{d}{dt} \left(\frac{\partial \mathcal{L}}{\partial v} \right) = -mg - m\dot{v} = 0$

Open link mechanism



Open link mechanism

Newton mechanics

- identify all forces applied to each link (inc. internal forces)
 - apply Newton's eqs. of motion (and Euler's eqs. of rotation)
- $$m_1 \dot{v}_1 = m_1 g + R^{1,0} + R^{1,2}, \quad m_2 \dot{v}_2 = m_2 g + R^{2,1}, \quad \dots$$
- eliminate internal forces $R^{1,0}, R^{1,2}, R^{2,1}$

Lagrange mechanics

- formulate kinetic and potential energies
- $$T = T_1 + T_2, \quad U = U_1 + U_2$$
- apply Lagrange's eqs. of motion to Lagrangian $\mathcal{L} = T - U$

Agenda

- Schedule
- Introduction to Analytical Mechanics
- Illustrative Examples
 - Free fall of a mass
 - Open/Closed link mechanisms
 - Watt's governor
 - Beam deformation
- MATLAB environment
- Summary

Schedule (tentative)

Introduction	1 week
Variational Principles	2 weeks
MATLAB	2 weeks
Link Mechanisms	2 weeks
Rigid Body Rotation	2 weeks
Elastic Deformation	4 weeks
Inelastic Deformation	2 weeks

web page

<http://www.ritsumeai.ac.jp/~hirai/>
English → Classes → 2024 Analytical Mechanics

or directly
http://www.ritsumeai.ac.jp/~hirai/edu/2024/analytical_mechanics/analytical_mechanics.html

Newton mechanics vs Lagrange mechanics

Newton mechanics

vectors
linear momentum, force, angular momentum, moment, ...
vectors **depend** on coordinate systems

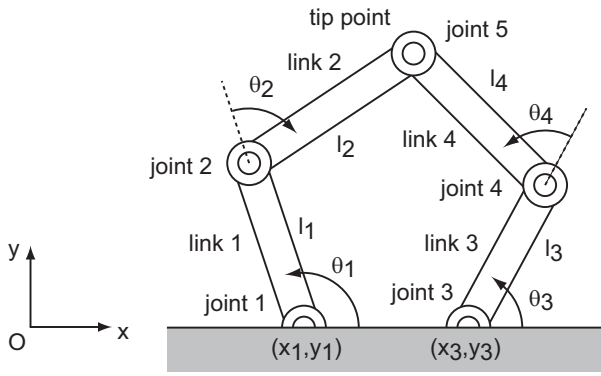
internal forces have to be identified and eliminated
constraints should be solved explicitly

Lagrange mechanics

scalars
kinetic energy, potential energy, work done by external forces, ...
scalars are **independent** of coordinate systems

internal forces do not appear in Lagrangian
constraints can be incorporated into Lagrangian

Closed link mechanism



Closed link mechanism

left arm link 1 – link 2 \Rightarrow open link mech. \Rightarrow Lagrangian $\mathcal{L}_{\text{left}}$
 right arm link 3 – link 4 \Rightarrow open link mech. \Rightarrow Lagrangian $\mathcal{L}_{\text{right}}$

geometric constraints

tip position of left arm = tip position of right arm

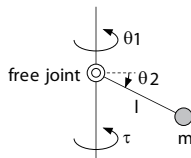
$$X \triangleq l_1 C_1 + l_2 C_{1+2} - l_3 C_3 - l_4 C_{3+4} + x_1 - x_3 = 0$$

$$Y \triangleq l_1 S_1 + l_2 S_{1+2} - l_3 S_3 - l_4 S_{3+4} + y_1 - y_3 = 0$$

Lagrangian

$$\mathcal{L} = \mathcal{L}_{\text{left}} + \mathcal{L}_{\text{right}} + \lambda_x X + \lambda_y Y$$

Watt's governor (Newton mechanics)



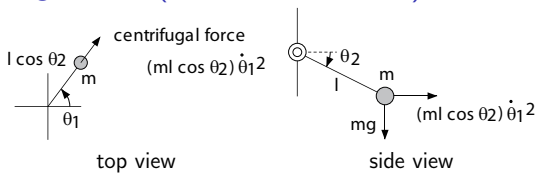
rotation around driving axis

$$I_1 = m(l \cos \theta_2)^2 = ml^2 \cos^2 \theta_2$$

$$\tau = \frac{d}{dt}(I_1 \dot{\theta}_1) = \dot{I}_1 \dot{\theta}_1 + I_1 \ddot{\theta}_1$$

$$\tau = \{ ml^2 \cdot 2 \cos \theta_2 (-\sin \theta_2) \dot{\theta}_2 \} \dot{\theta}_1 + \{ ml^2 \cos^2 \theta_2 \} \ddot{\theta}_1$$

Watt's governor (Newton mechanics)



rotation around free-joint axis

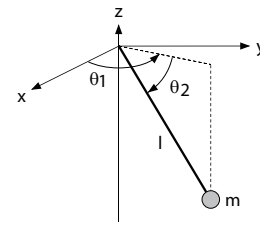
$$I_2 = ml^2$$

$$\frac{d}{dt}(I_2 \dot{\theta}_2) = mg \times l \cos \theta_2 - ml \cos \theta_2 \dot{\theta}_1^2 \times l \sin \theta_2$$

$$ml^2 \ddot{\theta}_2 = mgl \cos \theta_2 - ml^2 \cos \theta_2 \sin \theta_2 \dot{\theta}_1^2$$

need to identify centrifugal force

Watt's governor (Lagrange mechanics)



position of mass

$$\mathbf{x} = \begin{bmatrix} l \cos \theta_1 \cos \theta_2 \\ l \sin \theta_1 \cos \theta_2 \\ -l \sin \theta_2 \end{bmatrix} = l \begin{bmatrix} \cos \theta_1 \cos \theta_2 \\ \sin \theta_1 \cos \theta_2 \\ -\sin \theta_2 \end{bmatrix}$$

Watt's governor (Lagrange mechanics)

velocity of mass

$$\mathbf{v} = \frac{d\mathbf{x}}{dt} = \frac{\partial \mathbf{x}}{\partial \theta_1} \frac{d\theta_1}{dt} + \frac{\partial \mathbf{x}}{\partial \theta_2} \frac{d\theta_2}{dt}$$

$$= \dot{\theta}_1 \begin{bmatrix} -\sin \theta_1 \cos \theta_2 \\ \cos \theta_1 \cos \theta_2 \\ 0 \end{bmatrix} + \dot{\theta}_2 \begin{bmatrix} -\cos \theta_1 \sin \theta_2 \\ -\sin \theta_1 \sin \theta_2 \\ -\cos \theta_2 \end{bmatrix}$$

$$v^2 = (\dot{\theta}_1)^2 \cdot \cos^2 \theta_2 + (\dot{\theta}_2)^2 \cdot 1 + 2(\dot{\theta}_1)(\dot{\theta}_2) \cdot 0$$

$$= l^2 (\cos^2 \theta_2 \dot{\theta}_1^2 + \dot{\theta}_2^2)$$

kinetic/potential energies, work done by external torque

$$T = \frac{1}{2} ml^2 (\cos^2 \theta_2 \dot{\theta}_1^2 + \dot{\theta}_2^2), \quad U = -mgl \sin \theta_2, \quad W = \tau \theta_1$$

Watt's governor (Lagrange mechanics)

Lagrangian

$$\mathcal{L} \triangleq T - U + W$$

Lagrange eqs. of motion

$$\frac{\partial \mathcal{L}}{\partial \theta_k} - \frac{d}{dt} \left(\frac{\partial \mathcal{L}}{\partial \dot{\theta}_k} \right) = 0, \quad (k = 1, 2)$$

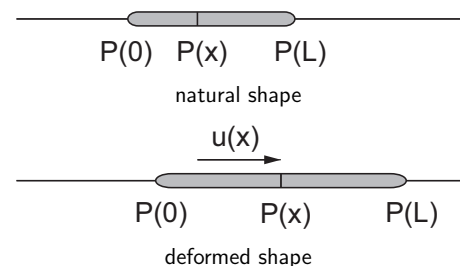
$$\tau - \{ ml^2 \cdot 2 \cos \theta_2 (-\sin \theta_2) \dot{\theta}_2 \} \dot{\theta}_1 - \{ ml^2 \cos^2 \theta_2 \} \ddot{\theta}_1 = 0$$

$$- ml^2 \cos \theta_2 \sin \theta_2 \dot{\theta}_1^2 + mgl \cos \theta_2 - ml^2 \ddot{\theta}_2 = 0$$

centrifugal or Coriolis terms yield naturally

Watt's governor (Newton mechanics)

Beam deformation



Deformation is described by function $u(x)$ ($0 \leq x \leq L$)

Beam deformation

elastic potential energy

$$U = \int_0^L \frac{1}{2} EA \left(\frac{du}{dx} \right)^2 dx$$

piecewise linear approximation

dividing interval $[0, L]$ into 6 regions:

$$\int_0^L dx = \int_{x_0}^{x_1} dx + \int_{x_1}^{x_2} dx + \dots + \int_{x_5}^{x_6} dx$$

linear approximation:

$$\int_{x_i}^{x_j} \frac{1}{2} EA \left(\frac{du}{dx} \right)^2 dx \approx \frac{1}{2} [u_i \quad u_j] \frac{EA}{h} \begin{bmatrix} 1 & -1 \\ -1 & 1 \end{bmatrix} \begin{bmatrix} u_i \\ u_j \end{bmatrix}$$

Beam deformation

elastic potential energy

$$U = \frac{1}{2} [u_0 \quad u_1 \quad \dots \quad u_6] \frac{EA}{h} \begin{bmatrix} 1 & -1 & & & & & \\ -1 & 2 & -1 & & & & \\ & & \ddots & \ddots & \ddots & & \\ & & & -1 & 2 & -1 & \\ & & & & -1 & 1 & \\ & & & & & & 1 \end{bmatrix} \begin{bmatrix} u_0 \\ u_1 \\ \vdots \\ u_5 \\ u_6 \end{bmatrix}$$

Deformation is described by a finite number of variables u_0 through u_6
finite element method (FEM)

What is MATLAB?

- 1 Software for numerical calculation
- 2 can handle vectors or matrices directly
- 3 Functions such as ODE solvers and optimization
- 4 Toolboxes for various applications
- 5 both programming and interactive calculation

What is MATLAB?

MATLAB environment

MATLAB Total Academic Headcount (TAH)
 MATLAB with all toolboxes is available

Information

<https://it.support.ritsumei.ac.jp/hc/ja>

What is MATLAB?

- Install MATLAB into your own PC or mobile
- Sample programs are on the web of the class
- You can use your own PC or mobile in class

Summary: pros & cons of Lagrange mechanics

Pros

- scalar description
- once energies and works are formulated, derivative calculation yields equations of motion directly
- do not have to introduce internal forces
- effective for complex systems, such as link mechanisms, rotating or deforming objects

Cons

- difficult to understand the derived equation intuitively
- all non-potential forces, such as friction and viscous forces, are treated as external forces